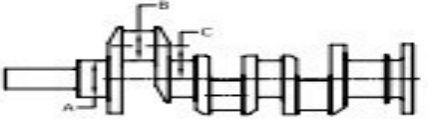











SDE/ INDUSTRIAL RANGE- CRANKSHAFT

| Sl. No | Model | No. of Cyl. | Units |  | | | | Material | SPR Part No. |
|--------|---|----------------------------------|-------|---|----------------|----------------|----------------|----------|--------------|
| | | | | A | B | C | | | |
| 1 |  | AV-1 BEARING HARDENED | 1 | INCHES MM | 2.166 55.02 | 2.124 53.96 | 2.165 55.00 | EN 9 | CS-2078 |
| 2 |  | AV-1 BEARING SPECIAL | 1 | INCHES MM | 2.166 55.02 | 2.124 53.96 | 2.165 55.00 | EN 9 | CS-2070 |
| 3 |  | AV-1 BEARING SPECIAL (SLOT TYPE) | 1 | INCHES MM | 2.166 55.02 | 2.124 53.96 | 2.165 55.00 | EN 9 | CS-2103 |
| 4 |  | AV-1 BUSH HARDENED | 1 | INCHES MM | 2.248 57.11 | 2.124 53.96 | 2.165 55.00 | EN 9 | CS-2063 |
| 5 |  | AV-1 BUSH SPECIAL | 1 | INCHES MM | 2.248 57.11 | 2.124 53.96 | 2.165 55.00 | EN 9 | CS-2056 |
| 6 |  | AV-1 BUSH SPECIAL (SLOT TYPE) | 1 | INCHES MM | 2.248 57.11 | 2.124 53.96 | 2.165 55.00 | EN 9 | CS-2095 |
| 7 |  | COMET (HARD) (40 MM STROKE) | 1 | INCHES MM | 1.626 41.30 | 1.953 49.61 | 1.575 40.00 | EN 9 | CS-2096 |

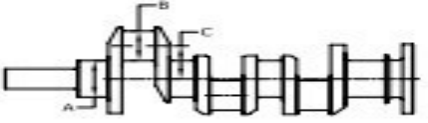







NOTE:- A - MAIN JOURNAL DIAMETER

B - CRANK PIN JOURNAL DIAMETER

C - THROW (2 THROW= STROKE LENGTH)

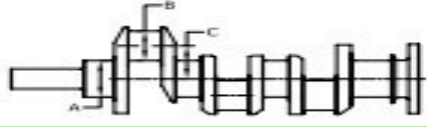









SDE/ INDUSTRIAL RANGE- CRANKSHAFT

| Sl. No | Model | No. of Cyl. | Units |  | | | | Material | SPR Part No. |
|--------|--|-------------|--------------|---|----------------|----------------|------|----------|--------------|
| | | | | A | B | C | | | |
| 8 |  COMET 3.5 HP (HARD) (38 MM STROKE) | 1 | INCHES MM | 1.625 41.28 | 1.953 49.61 | 1.496 38.00 | EN 9 | CS-2110 | |
| 9 |  DM10 (BEARING) HARD (116 STROKE) | 1 | INCHES MM | 2.166 55.02 | 2.374 60.30 | 2.283 58.00 | EN 9 | CS-2107 | |
| 10 |  DM10 (BUSH) HARD (116 STROKE) | 1 | INCHES MM | 2.374 60.30 | 2.374 60.30 | 2.283 58.00 | EN 9 | CS-2101 | |
| 11 |  DM10 BEARING HARD (WITH BALANCING WEIGHT) | 1 | INCHES MM | 2.166 55.02 | 2.374 60.30 | 2.283 58.00 | EN 9 | CS-2118 | |
| 12 |  DM10 (BUSH) HARD (SLOT TYPE) (W/O BALANCING WEIGHT)) | 1 | INCHES MM | 2.374 60.30 | 2.374 60.30 | 2.283 58.00 | EN 9 | CS-2132 | |
| 13 |  DM10 (BUSH) HARD (SLOT TYPE) (WITH BALANCING WEIGHT) | 1 | INCHES MM | 2.374 60.30 | 2.374 60.30 | 2.283 58.00 | EN 9 | CS-2133 | |
| 14 |  DM10 (BUSH) HARD (WITH BALANCING WEIGHT) | 1 | INCHES MM | 2.374 60.30 | 2.374 60.30 | 2.283 58.00 | EN 9 | CS-2111 | |

NOTE:- A - MAIN JOURNAL DIAMETER B - CRANK PIN JOURNAL DIAMETER C - THROW (2 THROW= STROKE LENGTH)

SDE/ INDUSTRIAL RANGE- CRANKSHAFT

| Sl. No | Model | No. of Cyl. | Units |  | | | | Material | SPR Part No. |
|--------|---|---|-------|---|----------------|----------------|----------------|----------|--------------|
| | | | | A | B | C | | | |
| 15 |  | DM20 (BUSH) HARD 2WT. (W/O BALANCING WEIGHT) | 2 | INCHES MM | 2.374 60.30 | 2.374 60.30 | 2.283 58.00 | EN 9 | CS-2127 |
| 16 |  | DM20 (BUSH) HARD 2WT. (WITH BALANCING WEIGHT) | 2 | INCHES MM | 2.374 60.30 | 2.374 60.30 | 2.283 58.00 | EN 9 | CS-2131 |
| 17 |  | DM20 (BUSH) HARD 4WT. (W/O BALANCING WEIGHT) | 2 | INCHES MM | 2.374 60.30 | 2.374 60.30 | 2.283 58.00 | EN 9 | CS-2125 |
| 18 |  | DM20 (BUSH) HARD 4WT. (WITH BALANCING WEIGHT) | 2 | INCHES MM | 2.374 60.30 | 2.374 60.30 | 2.283 58.00 | EN 9 | CS-2128 |
| 19 |  | LISTER 10 HP | 1 | INCHES MM | 2.166 55.02 | 2.498 63.45 | 2.750 69.85 | EN 9 | CS-2017 |
| 20 |  | LISTER 6.5 HP | 1 | INCHES MM | 2.166 55.02 | 2.498 63.45 | 2.750 69.85 | EN 9 | CS-2029 |
| 21 |  | R-11 (W/O BALANCE WT) | 1 | INCHES MM | 2.374 60.30 | 2.752 69.91 | 2.283 58.00 | EN 9 | CS-2079 |

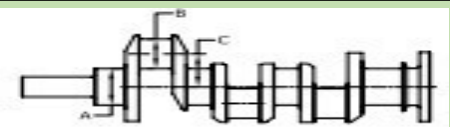







NOTE:- A - MAIN JOURNAL DIAMETER

B - CRANK PIN JOURNAL DIAMETER

C - THROW (2 THROW= STROKE LENGTH)



SDE/ INDUSTRIAL RANGE- CRANKSHAFT

| Sl. No | Model | No. of Cyl. | Units |  | | | | Material | SPR Part No. |
|--------|--|-------------|--------------|---|----------------|----------------|------|----------|--------------|
| | | | | A | B | C | | | |
| 22 |  R-11 (WITH BALANCE WT) | 1 | INCHES MM | 2.374 60.30 | 2.752 69.91 | 2.283 58.00 | EN 9 | CS-2087 | |
| 23 |  TV-1 BEARING HARDENED (GEAR TYPE) | 1 | INCHES MM | 2.166 55.02 | 2.374 60.30 | 2.165 55.00 | EN 9 | CS-2116 | |
| 24 |  TV-1 BEARING HARDENED (PLUNGER TYPE) | 1 | INCHES MM | 2.166 55.02 | 2.374 60.30 | 2.165 55.00 | EN 9 | CS-2124 | |
| 25 |  TV-1 BEARING SPL. (GEAR TYPE) | 1 | INCHES MM | 2.166 55.02 | 2.374 60.30 | 2.165 55.00 | EN 9 | CS-2114 | |
| 26 |  TV-1 BEARING SPL. (PLUNGER TYPE) | 1 | INCHES MM | 2.166 55.02 | 2.374 60.30 | 2.165 55.00 | EN 9 | CS-2122 | |
| 27 |  TV-1 BEARING SPL. (SLOT TYPE) | 1 | INCHES MM | 2.166 55.02 | 2.374 60.30 | 2.165 55.00 | EN 9 | CS-2104 | |
| 28 |  TV-1 BUSH HARDENED (GEAR TYPE) | 1 | INCHES MM | 2.374 60.30 | 2.374 60.30 | 2.165 55.00 | EN 9 | CS-2109 | |

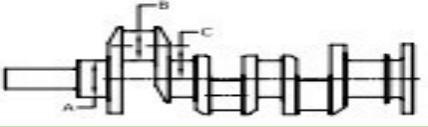







NOTE:- A - MAIN JOURNAL DIAMETER

B - CRANK PIN JOURNAL DIAMETER

C - THROW (2 THROW= STROKE LENGTH)



SDE/ INDUSTRIAL RANGE- CRANKSHAFT

| Sl. No | Model | No. of Cyl. | Units |  | | | | Material | SPR Part No. |
|--------|---|-------------|--------------|---|----------------|----------------|------|----------|--------------|
| | | | | A | B | C | | | |
| 29 |  TV-1 BUSH HARDENED (PLUNGER TYPE) | 1 | INCHES MM | 2.374 60.30 | 2.374 60.30 | 2.165 55.00 | EN 9 | CS-2117 | |
| 30 |  TV-1 BUSH SPECIAL (GEAR TYPE) | 1 | INCHES MM | 2.374 60.30 | 2.374 60.30 | 2.165 55.00 | EN 9 | CS-2106 | |
| 31 |  TV-1 BUSH SPECIAL (PLUNGER TYPE) | 1 | INCHES MM | 2.374 60.30 | 2.374 60.30 | 2.165 55.00 | EN 9 | CS-2115 | |
| 32 |  TV-1 BUSH/GEAR SPL. (SLOT TYPE) | 1 | INCHES MM | 2.374 60.30 | 2.374 60.30 | 2.165 55.00 | EN 9 | CS-2100 | |
| 33 |  TV-2 BEARING HARDENED | 2 | INCHES MM | 2.166 55.02 | 2.374 60.30 | 2.165 55.00 | EN 9 | CS-2082 | |
| 34 |  TV-2 BEARING SPECIAL | 2 | INCHES MM | 2.166 55.02 | 2.374 60.30 | 2.165 55.00 | EN 9 | CS-2075 | |
| 35 |  TV-2 BUSH HARDENED | 2 | INCHES MM | 2.374 60.30 | 2.374 60.30 | 2.165 55.00 | EN 9 | CS-2066 | |

NOTE:- A - MAIN JOURNAL DIAMETER

B - CRANK PIN JOURNAL DIAMETER

C - THROW (2 THROW= STROKE LENGTH)



PISTONS PINS RINGS
ENGINE VALVES

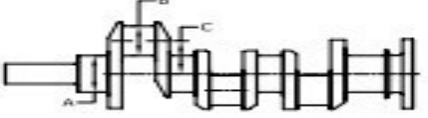



SHRIRAM PISTONS & RINGS



AUTO COMPONENTS
& ASSEMBLIES

SDE/ INDUSTRIAL RANGE- CRANKSHAFT

| Sl. No | Model | No. of Cyl. | Units |  | | | | Material | SPR Part No. |
|--|---|-------------------|-------|---|----------------|----------------|----------------|----------|--------------|
| | | | | A | B | C | | | |
| 36 |  | TV-2 BUSH SPECIAL | 2 | INCHES MM | 2.374 60.30 | 2.374 60.30 | 2.165 55.00 | EN 9 | CS-2061 |
| NOTE:- A - MAIN JOURNAL DIAMETER B - CRANK PIN JOURNAL DIAMETER C - THROW (2 THROW= STROKE LENGTH) | | | | | | | | | |